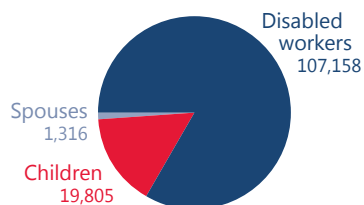
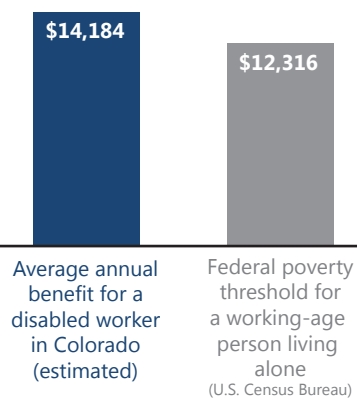




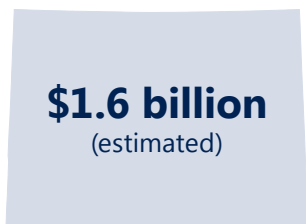
## Most DI beneficiaries in Colorado are disabled workers



## Average annual benefits compared to the poverty threshold



## Total annual benefits



While Social Security is best known for providing retirement benefits, the program also provides Disability Insurance (DI) protection to workers and their families (spouses, minor children, and disabled adult children).

### Number of Disability Insurance beneficiaries in current-payment status, average monthly benefit, and total monthly benefits, December 2014

Congressional district	Number of beneficiaries			Average monthly benefit (dollars)			Total monthly benefits (millions of dollars)	
	Total	Disabled workers	Children	Spouses	Disabled workers	Children		Spouses
Colorado	128,279	107,158	19,805	1,316	1,182	357	317	134.1
1	18,432	16,129	2,173	130	1,134	333	298	19.1
2	12,665	10,826	1,719	120	1,250	405	413	14.3
3	23,003	19,504	3,186	313	1,124	340	310	23.1
4	17,705	14,462	3,063	180	1,186	369	313	18.3
5	22,632	18,133	4,188	311	1,165	334	302	22.6
6	14,668	11,981	2,577	110	1,241	378	301	15.9
7	19,174	16,123	2,899	152	1,226	367	316	20.9
All areas <sup>a</sup>	10,931,092	8,954,518	1,827,619	148,955	1,165	349	315	11,120.2

SOURCES: Social Security Administration, Master Beneficiary Record, 100 percent data; and U.S. Postal Service geographic data.

a. Includes beneficiaries in the 50 states, District of Columbia, American Samoa, Guam, Northern Mariana Islands, Puerto Rico, U.S. Virgin Islands, and foreign countries.