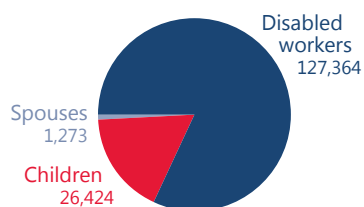
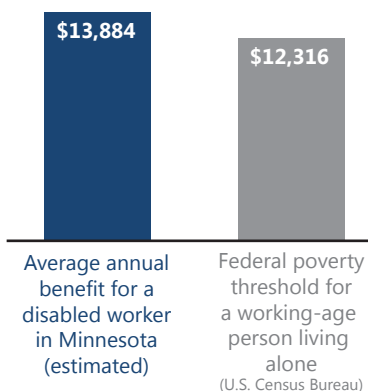




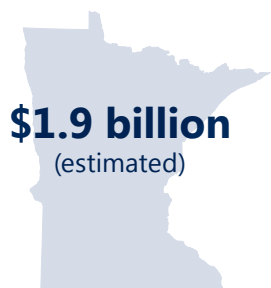
Most DI beneficiaries in Minnesota are disabled workers



Average annual benefits compared to the poverty threshold



Total annual benefits



While Social Security is best known for providing retirement benefits, the program also provides Disability Insurance (DI) protection to workers and their families (spouses, minor children, and disabled adult children).

Number of Disability Insurance beneficiaries in current-payment status, average monthly benefit, and total monthly benefits, December 2014

Congressional district	Number of beneficiaries			Average monthly benefit (dollars)			Total monthly benefits (millions of dollars)	
	Total	Disabled workers	Children	Spouses	Disabled workers	Children		Spouses
Minnesota	155,061	127,364	26,424	1,273	1,157	333	293	156.5
1	18,947	15,517	3,298	132	1,103	317	282	18.2
2	15,311	12,412	2,795	104	1,231	377	335	16.4
3	13,788	11,367	2,312	109	1,242	373	308	15.0
4	19,678	15,983	3,551	144	1,155	318	310	19.6
5	20,035	16,858	3,086	91	1,097	295	310	19.4
6	18,207	14,651	3,392	164	1,232	367	278	19.3
7	21,610	17,707	3,719	184	1,077	304	268	20.3
8	27,485	22,869	4,271	345	1,169	333	289	28.3
All areas ^a	10,931,092	8,954,518	1,827,619	148,955	1,165	349	315	11,120.2

SOURCES: Social Security Administration, Master Beneficiary Record, 100 percent data; and U.S. Postal Service geographic data.

a. Includes beneficiaries in the 50 states, District of Columbia, American Samoa, Guam, Northern Mariana Islands, Puerto Rico, U.S. Virgin Islands, and foreign countries.